
















# Communicating with Camera Shots and Angles

TSOF 2003

The different types of video shots and shot angles

 <p>Establishing</p>	 <p>Wide</p>	 <p>Medium</p>	 <p>Close Up</p>
 <p>Medium</p>	 <p>Cut Away</p>	 <p>High Angle</p>	 <p>Low Angle</p>
 <p>Extreme Close Up</p>	 <p>Two Shot</p>	 <p>Worm's Eye View</p>	 <p>Bird's Eye View</p>
 <p>Over The Shoulder</p>	 <p>Reverse Shot</p>	 <p>Perspective</p>	 <p>Point of View</p>